




RIVER'S EDGE APARTMENTS

53 & 57 Riverview Drive
Chatham, ON

TILBURY

927 sq ft

The floor plan illustrated here uses finishes from our exclusive **Palette One** collection, and include:



CABINETRY:
FLAT PANEL



COUNTERS:
QUARTZ



FLOORING:
LUXURY
VINYL PLANK

Palette One finishes are on
levels 1 & 3.



All suite measurements are preliminary based on current building concept and unit configurations and are subject to change.
riversedgeapartments.ca




RIVER'S
EDGE
APARTMENTS

53 & 57 Riverview Drive
Chatham, ON


TILBURY

927 sq ft

This suite is also available with finishes from our **Palette Two** collection, and include:



CABINETS:
FLAT PANEL



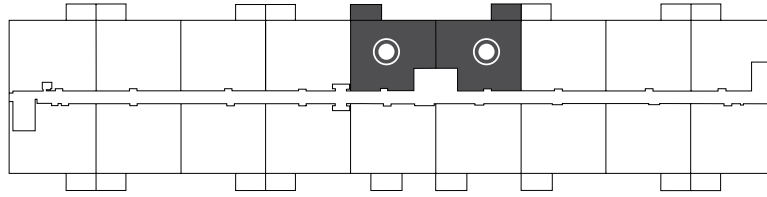
COUNTERS:
QUARTZ



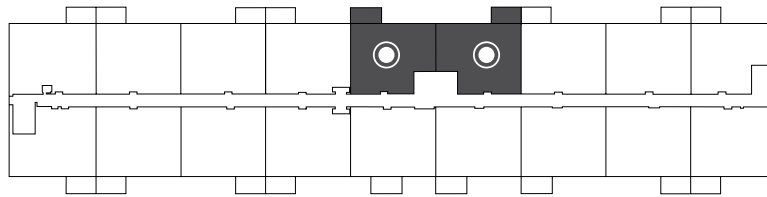
FLOORING:
LUXURY
VINYL PLANK

Palette Two finishes are on
levels 2 & 4.

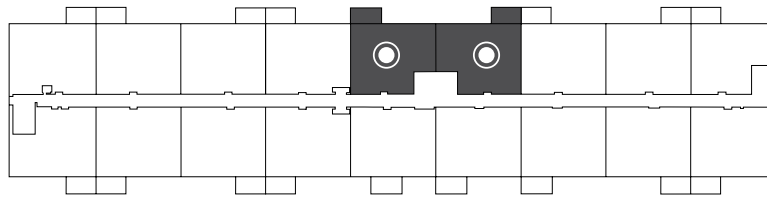
First Floor
Suites 101 & 117



Second Floor
Suites 201 & 218



Third Floor
Suites 301 & 318



Fourth Floor
Suites 401 & 418

