

VERDE

2 BEDROOM, 2 BATHROOM

960 sq. ft.



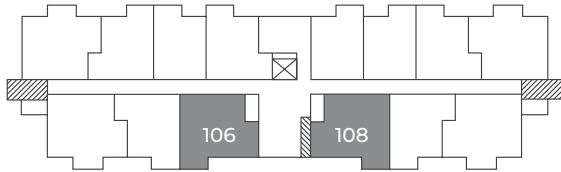
Room Dimensions

1 Kitchen/Dining	11' 6" x 8	5 Ensuite	5' x 9' 4"
2 Living Room	11' 6" x 11' 6"	6 Bedroom	11' 6" x 10' 8"
3 Bathroom	6' 6" x 9' 3"	7 Laundry	5' 7" x 5' 5"
4 Bedroom	11' 6" x 12' 9"	8 Balcony	11' 6" x 5'



Floor One

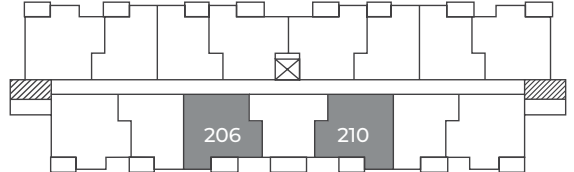
GEORGE STREET VIEW



PARKING LOT VIEW

Floor Two

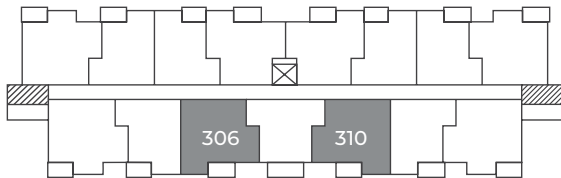
GEORGE STREET VIEW



PARKING LOT VIEW

Floor Three

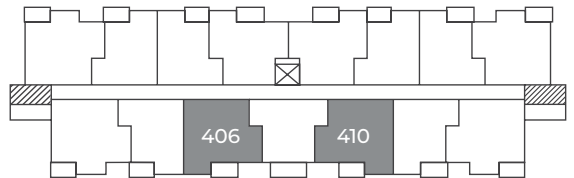
GEORGE STREET VIEW



PARKING LOT VIEW

Floor Four

GEORGE STREET VIEW



PARKING LOT VIEW

Please note, all floor plans and photos are provided for illustrative purposes only. ALL MEASUREMENTS ARE APPROXIMATE. Actual layouts and finishes may be different than shown and could vary in size and scale.

